

Go Quick MELANOTAN II

20 mg injection

Alley

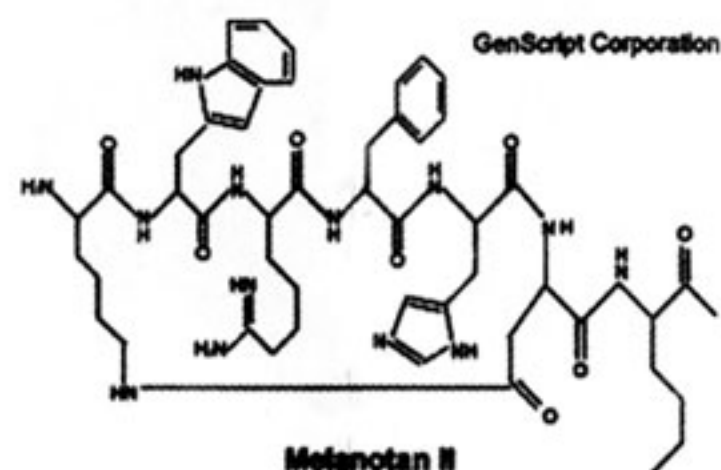
1. Description

Molecular Formula: $C_{50}H_{69}N_{15}O_9$

Molecular Weight: 1024.17796

CAS No.: 121062-08-6

Sequence: Ac-Nle-cyclo[Asp-His-D-Phe-Arg-Trp-Lys]-NH₂.



Melanotan II or Melanotan 2 (MT 2) is an analog of the peptide hormone alpha-melanocyte stimulating hormone (α -MSH). The MSHs contribute to pigmentation and also play a role as a hypothalamic satiety signal. Melanocortins also have been demonstrated to play a role in lipolysis of adipocytes, thermal control, sexual function, and cognition. Further, leptin exerts its action partly by activation of the melanocortin system in the brain. Further, the MCR (melanocortin receptors), to which MTII binds, play a key role in eating behavior in humans.

Melanotan II is a sterile, non-pyrogenic, white lyophilized powder intended for subcutaneous or intramuscular injection, after reconstitution with sterile Water for Injection (0.3% m-Cresol).

2. Mechanism of Action

Neuropeptide Y (NPY) is a strong orexigenic neurotransmitter also known to modulate several neuroendocrine axes. α -Melanocyte-stimulating hormone (MSH) is an essential anorectic neuropeptide, acting on hypothalamic MC3/4 receptor subtypes. When given as an intracerebroventricular bolus injection, Melanotan-II (MT-II), a non-selective MC receptor agonist, inhibits feeding, suppresses the NPY orexigenic action, and reduces basal insulinaemia.

MT-II infusion generated a severe but transient reduction in feeding, suggesting an escape phenomenon, and clearly reduced fat pad size.

Melanotan II is also a cosmetic peptide that stimulates a natural increase in melanin production.

Melanin is the main determinant of skin color in humans. It is a brown pigment, which causes skin to become darker in appearance instead of red when exposed to UV rays. Typically when your skin is exposed to UV rays (the sun or tanning beds) your skin will release melanin as a natural defense to protect your skin from absorbing an excess amount of solar radiation. This natural defense to UV light is what leads to tanning or a darkening of your skin. Melanotan will give you a tan while saving your body from the damage which would be caused by the sun.

Melanotan-II is also a potent initiator of erections in men with psychogenic erectile dysfunction and has manageable side effects at a dose of 0.025 mg/kg.

3. Adverse reactions

Although side effects do become less troublesome with each administration of MT-II, most users will experience at least some of the side effect to varying degrees, most commonly nausea, appetite suppression, facial flushing and dull headaches. These will typically become apparent within a few minutes of administration but can last for many hours. In the case of MT-II, increases in libido are often seen in conjunction with outwardly physical signs of sexual arousal whereby the male user experiences prolonged periods of increased blood flow to the penis. This particular side effect does not diminish in severity over time and instances of occurrence are to be expected throughout the period of MT-II use. As I'm sure you can appreciate, this aspect may prove embarrassing and perhaps quite uncomfortable, and so I must stress again the importance of building dosage up gradually to assess personal tolerance and susceptibility. The adverse reactions that you may face contain:

Skin pigmentation, Nausea, Appetite Suppression, Headache, Lethargy, Itching, Dizziness, Facial flushing, New mole appearance or darkening, Hyperpigmentation, White patches, Increased Libido, Physical sexual arousal.

4. Dosage

Typical dosage range is 0.5 to 2.0 mg/day, with a preferred range of 0.5 to 1.0 mg/day

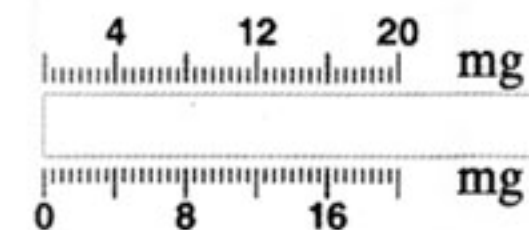
However, it's best to first assess tolerance with lower dosing of 0.25mg - 0.50mg at a time.

The first dosage should be as little as 0.25mg in order to gauge the reaction of the user's body. This dosage should be taken before going to sleep for to let the peptides work overnight. Any problems that may arise will do so overnight, thus upon waking the user will know how their body will react. Ideally, the user should not feel anything.

If no adverse effects have shown up, it's fairly safe to assume that no problems will occur. After this initial span, loading dosages can be done once per day, consisting of an injection of 0.5 to 1mg. Those who have used doses in this range report getting good results and darkening skin pigmentation. Missing days will not make a lot of difference which will make it easier for people who travel or tend to forget things to keep dosing.

Maintenance doses are taken once the desired pigmentation has been reached and requires much less frequent dosage than once a day. Normally maintenance dose is 2x or 3x your loading dose and is done once a week. Example: if someone was injecting 0.5mg every day and had a sunbed session every other day, after 8 days he was happy with his achieved skin tone, then he stopped taking Melanotan II daily and maintained his tan by injecting 1mg once a week day before sunbed session.

This is maintenance dose, as the name implies, maintain the established color without darkening the skin further.



Each stripe corresponds to 0.5 mg
For example: if you want to inject 0.5 mg you move the dose regulator until the first stripe.
If you want to inject 1.5 mg you move the dose regulator until the third stripe.

In order to decide the dose you must inject you must consider the following chart. Find your skin type and follow the rule: the whiter the skin, the bigger the dose.

Fitzpatrick Skin Type	Description
I	Very fair. Always burn, never tans
II	Fair skin, always burns but occasionally tans
III	Medium skin, sometimes burns, always tans
IV	Olive skin, rarely burns, always tans
V	Modestly pigmented brown skin. Never burns
VI	Definite pigment, never burns, always tans

Skin Type	Dose (Total)
I	40 to 60mg
II	20 to 40mg
III-VI	20mg

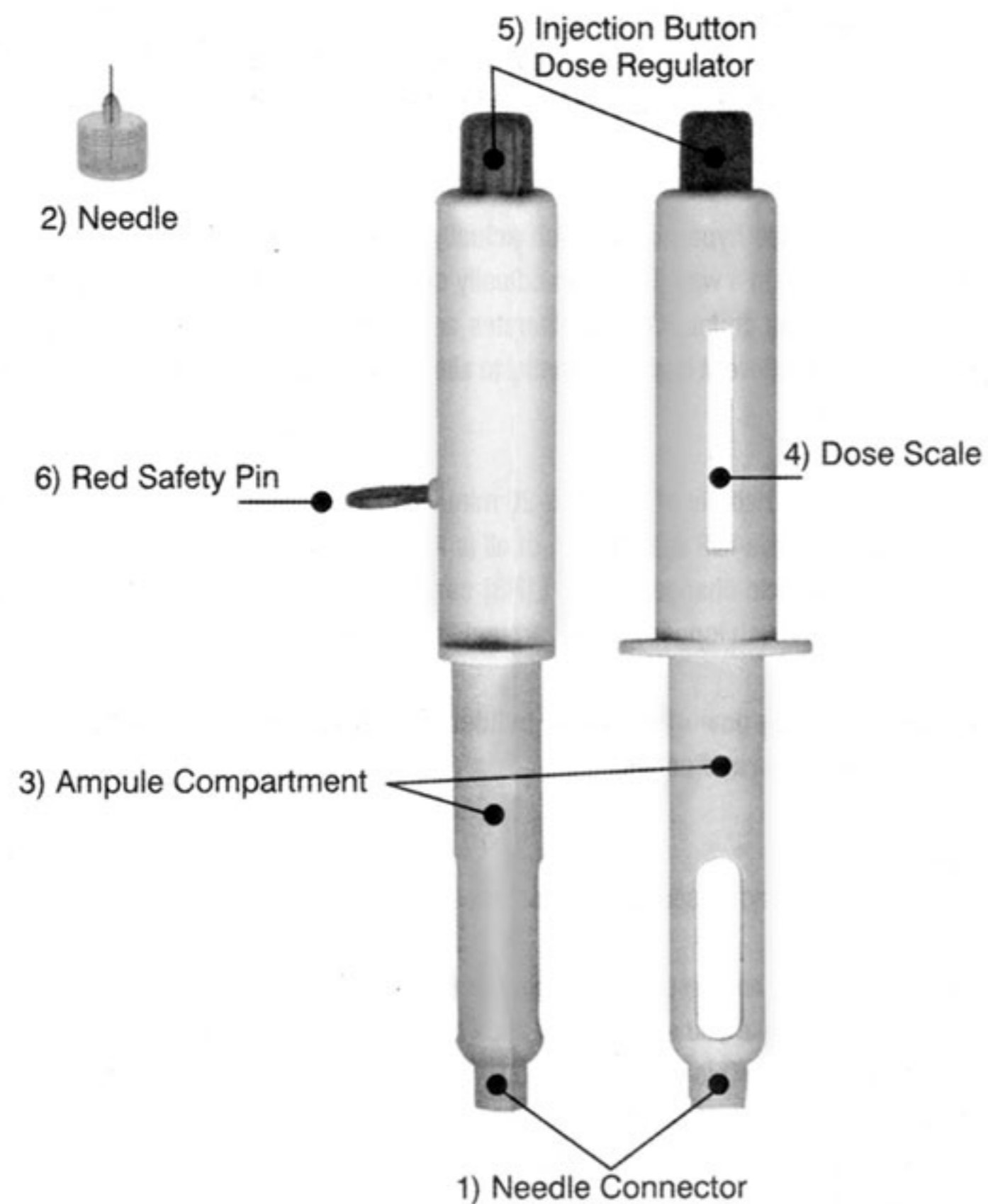
6. Storage

Shelf life

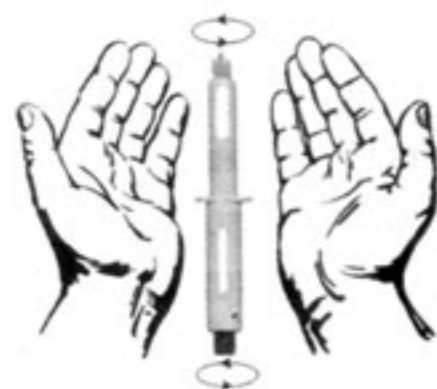
- This product can be used not more than 3 years from the production date (see box)
- After reconstitution, may be stored for a maximum of 20 days in a refrigerator at 2°C - 8°C.
- Store vials in an upright position.
- Store in a refrigerator (2°C - 8°C). Keep in the outer carton in order to protect from light.
- For one month can be stored at room temperature.

FOR RESEARCH PURPOSES ONLY

A) RECONSTITUTION



- 1) Put a needle on the needle connector of the pen.
- 2) Keep the pen straight up, with the needle pointing upwards.
- 3) Without removing the red safety pin, start to turn the injection button anticlockwise.
- 4) After a little while of turning anticlockwise (it may need up to 30 seconds), you will see the water entering inside the solid compartment of the ampoule and diluting the solid.



- 5) When all the water is inside the solid compartment of the ampoule, keep the pen between your hands (always looking upwards) and turn it many times in both directions, until all the solid is dissolved.

6) Warning: do not shake the pen up and down

- 7) After all the solid is dissolved, continue to turn the injection button anticlockwise, until the first drop of liquid comes out of the needle.

B) DOSE PREPARATION - MAKING INJECTION



- 8) Pull out the red safety pin and discard it.



- 9) Regulate the dose by turning again the injection button anticlockwise.
- 10) The desired dose will have been set, when the gap inside the dose scale window will reach the desired number.
- 11) Put the needle inside the skin (always clean the skin with alcohol) and press the injection button, until the gap inside the dose scale window disappears (it reaches the zero point).
- 12) Now the pen is ready for the next dose.
- 13) To make the next dose, follow again steps 9 to 11.