

Go Quick CJC-1295

5 mg injection

Alley

1. Description

CJC-1295 is a tetrasubstituted 30-amino acid peptide hormone, primarily functioning as a growth hormone releasing hormone (GHRH) analog. It has D-Ala, Gln, Ala, and Leu substitutions at positions 2, 8, 15, and 27 respectively.

Molecular Formula: C₁₅₂H₂₅₂N₄₄O₄₂

Molecular Weight: 3367.97

CAS No.: 863288-34-0

²⁹
Arg-Ser-Leu-Ile-Asp-Gln-Leu-Leu-Lys-Arg-Ala-Ser-Leu-Gln

Tyr-dAla-Asp-Ala-Ile-Phe-Thr-Gln-Ser-Tyr-Arg-Lys-Val-Leu-Ala
1

Sequence: Tyr-D-Ala-Asp-Ala-Ile-Phe-Thr-Gln-Ser-Tyr-Arg-Lys-Val-Leu-Ala-Gln-Leu-Ser-Ala-Arg-Lys-Leu-Leu-Gln-Asp-Ile-Leu-Ser-Arg-NH₂

Other names: CJC-1295 (without DAC), CJC-1293, Tetra-substituted GRF 1-29, Modified GRF 1-29.

CJC-1295 is a sterile, non-pyrogenic, white lyophilized powder intended for subcutaneous or intramuscular injection, after reconstitution with sterile Water for Injection (0.3% m-Cresol).

2. Mechanism of action

Basically CJC-1295 is a long acting growth hormone releasing hormone (GHRH) analog. GHRH, also known as growth hormone releasing factor or somatotrin, which is produced by the arcuate nucleus in the hypothalamus. It stimulates secretion of growth hormone from the pituitary gland and is released in a pulsatile manner to ultimately stimulate pulsatile release of growth hormone. The result is an increasing level of both HGH (Human Growth Hormone) and IGF-1 (Insulin-like Growth Factor).

One very important advantage of CJC-1295 is that because of its half life, which is between 10-30 minutes, the user can control the levels of HGH and IGF-1. That means you can have high levels, when you think its best for the results.

The possible benefits of CJC-1295 are:

- Fat loss
- Muscle gain
- Increased strength
- Improved skin tone

- Better sleep
- More energy
- Stronger bones
- Connective tissues

Special mention should be made about CJC-1295 ability to promote slow wave sleep. Slow wave sleep is also known as deep sleep and is the portion of sleep responsible for the highest level of muscle growth and memory retention. SWS is decreased significantly in older adults and also with people who tend to exercise later in the evening.

Several studies refer to CJC-1295 action. The 2005 CJC-1295 Study on women who injected the peptide for 90 days (3 months) indicated several key benefits of the peptide such as: an increase in Growth Hormone (GH) and IGF-1 levels; reduction in fat mass (stomach fat) and an increase in athletic physical performance (such as walking and stair climbing) - all of which occurred 100% as a result of simply taking the peptide (they did not do any special physical training or dieting in conjunction with the injections).

A 2004 Study, in men, indicated similar findings after 3 months of CJC-1295 injections: a 200% increase (doubling) of both HGH and IGF-1 levels; an increase in fat free mass (muscle) as well as a reduction in abdominal fat; and an improvement of physical performance, measured by the time it took to walk 30 minutes and to ascend four flights of stairs. Once again these excellent results were achieved by the injections alone, no special diet and weight or cardio training were followed.

The conclusions one can reach is that:

- CJC-1295 (Modified GRF 1-29) is anti-aging as it's a potent increaser of HGH and IGF-1 levels which decline with age
- Results don't happen overnight and you should take the product for 3 months minimum
- The peptide is effective on its own (however results would be far superior with diet and exercise)
- The peptides improve athletic performance, fat loss (particularly stomach fat) and increase muscle mass

3. Adverse reactions

CJC-1295 Peptide is generally very well tolerated by most individuals when used at the recommended dosages of about 100mcg per injection.

The most common side effect noted is a head "rush" and throbbing of the temples which occurs about 10 minutes post injection and can last up to 20 minutes. The side effect is nothing to be concerned about and is simply caused by a release of GABA (gamma-aminobutyric acid, one neurotransmitter) in the brain - a good sign the peptide is working to stimulate HGH release.

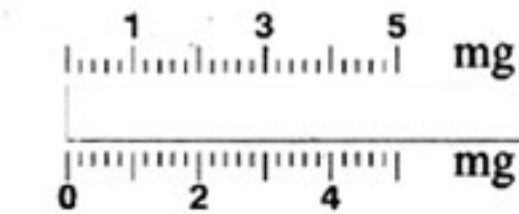
Water retention and increased tiredness are also noticed by some, with CJC-1295 usage. Water retention can be combated by reducing the sodium (salt) levels in your diet. Both side effects tend to resolve themselves after a few weeks as the body has time to adapt. If these side effects are too bothersome, then you may need to consider injecting only before bed (as morning injections are often the culprit for day-time tiredness).

Some users also noticed increased hunger, tingling in hands and feet and temporary irritation (redness and/or lumps) at the injection site.

4. Dosage

Recommended dosage of CJC-1295:

- 100mcg (0.10mg) once per day for anti-aging.
- Between 200-400 mcg, for muscle gain and fat loss, divided in two or three doses per day directed via subcutaneous injections.



Each stripe corresponds to 200 mcg.
For example: if you want to inject 400mcg you move the dose regulator until the second stripe.

For optimal results, the user must take care also about diet restrictions:

- **Pre-injection:** The purpose of injection CJC-1295 is to have it trigger a release of HGH in the body. Since fat and insulin (released after eating carbohydrates) both diminish the release of HGH you should refrain from consuming any high fat or high carbohydrate meals or beverages for at least 2 hours before your injection (assuming you are injecting CJC-1295 on its own). If you are however combining it with GHRP-6 peptide, studies in animals have indicated that when these peptides were taken together just 1 hour after eating their ability to release HGH wasn't diminished. Therefore if your schedule is not so flexible in regard to meal timings, you may wish to combine CJC-1295 with GHRP-6 peptide.

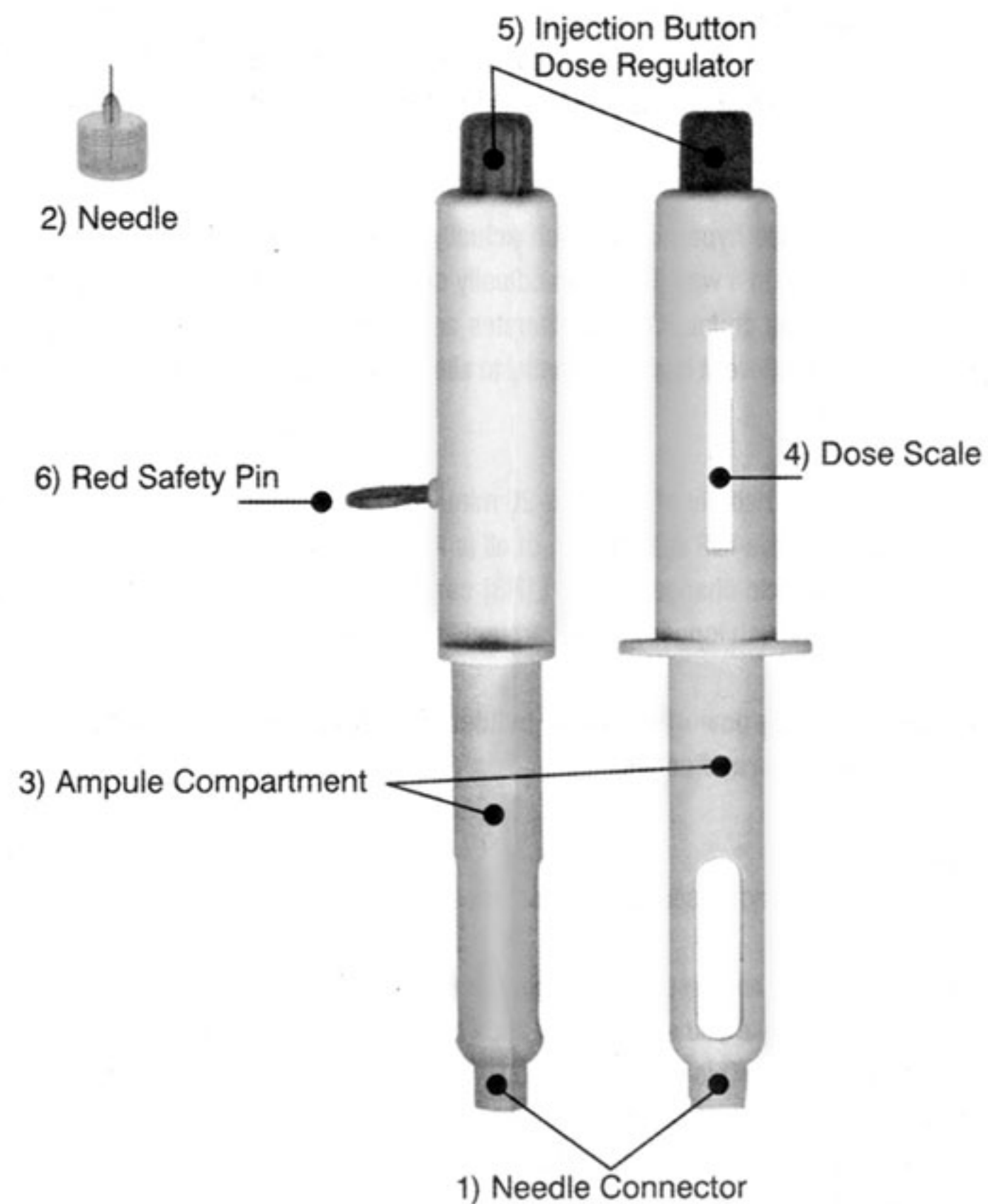
- **Post-injection:** 30 minutes post-injection is usually when GHRH stimulation of HGH release is complete, meaning it's safe to consume food/beverages after this time without worrying that they will cause your injection to be less effective. Those looking to burn fat should wait as long as possible before eating and when you do, only eat high protein, low fat and low carbohydrate meals to allow HGH's fat burning effects to last as long as possible.

5. Storage

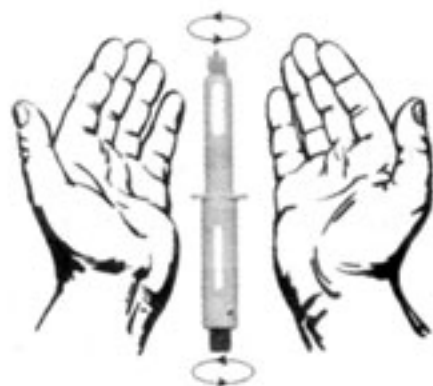
- This product can be used not more than 3 years from the production date (see box)
- After reconstitution, may be stored for a maximum of 14 days in a refrigerator at 2°C - 8°C.
- Store vials in an upright position.
- Store in a refrigerator (2°C - 8°C). Keep in the outer carton in order to protect from light.
- For one month can be stored at room temperature.

THIS PRODUCT IS INTENDED FOR RESEARCH PURPOSES ONLY

A) RECONSTITUTION



- 1) Put a needle on the needle connector of the pen.
- 2) Keep the pen straight up, with the needle pointing upwards.
- 3) Without removing the red safety pin, start to turn the injection button anticlockwise.
- 4) After a little while of turning anticlockwise (it may need up to 30 seconds), you will see the water entering inside the solid compartment of the ampoule and diluting the solid.



5) When all the water is inside the solid compartment of the ampoule, keep the pen between your hands (always looking upwards) and turn it many times in both directions, until all the solid is dissolved.

6) Warning: do not shake the pen up and down

7) After all the solid is dissolved, continue to turn the injection button anticlockwise, until the first drop of liquid comes out of the needle.

B) DOSE PREPARATION - MAKING INJECTION



8) Pull out the red safety pin and discard it.



- 9) Regulate the dose by turning again the injection button anticlockwise.
- 10) The desired dose will have been set, when the gap inside the dose scale window will reach the desired number.
- 11) Put the needle inside the skin (always clean the skin with alcohol) and press the injection button, until the gap inside the dose scale window disappears (it reaches the zero point).
- 12) Now the pen is ready for the next dose.
- 13) To make the next dose, follow again steps 9 to 11.